



# Javascript

---

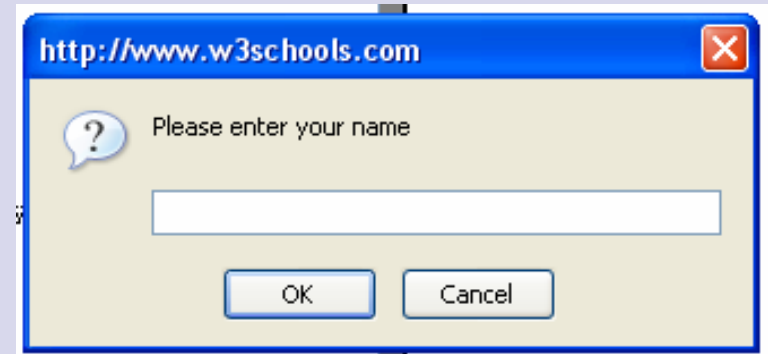
Your key to funky buttons,  
awesome textboxes,  
and other crazy stuff.




# What is a scripting language?



- A scripting language is a lightweight programming language that can be embedded in HTML code. i.e. you can add cool features to your webpages!
- JavaScript was designed to add interactivity to HTML pages





# Javascript how to...

<html>

<body>

<script type="text/javascript">  
document.write("Hello World!")


</script>

</body>

</html>

Looks familiar, eh?

document.write("Hello World!")  
writes Hello World! to the  
screen wherever you have  
specified the script in your  
HTML document

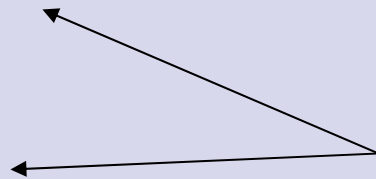


# Break it down, please.

`<script type="text/javascript">`

...


`</script>`



The script tags are just like any other HTML tag. It has a beginning tag and an end tag. Because we are using javascript, we must specify this as an attribute of the script tag.



# How to make your scripts do cool things. The nitty gritty.



## Variables

- Remember that a variable is a "container" for information you want to store.
- Rules for variable names:
  - Variable names are case sensitive
  - They must begin with a letter or the underscore character

"Announce" that you're making a variable.


Give the variable a name.

Set the value of the variable

```
var myName = "Sarah"  
  
var herName = "Hong"
```

In this example, myName is a place holder for "Sarah".

# Remember conditionals? We can use them in Javascript, too!



- **If Statement**

- You should use the if statement if you want to execute some code only if a specified condition is true.

- **Syntax**

- if (*condition*)  
    { *code to be executed if condition is true* }
- Example:

```
<script type="text/javascript">  
//Write a "Good morning" greeting  
//if the time is less than 10  
var d=new Date()  
var time=d.getHours()  
if (time<10)  
{ document.write("<b>Good morning</b>") }  
</script>
```


Script tag

Comments

Create variable *d* set to current date using method Date().

Extract the "hours" from the Date.


If the time is less than 10 hrs, print "Good Morning" to the screen



# Functions

- Remember in Jython when we wrote functions? Well, in Javascript we can also write functions.





# A function analyzed

```
<html>
<head>
<script type="text/javascript">
function disp_alert()
{
  alert("I am an alert box!!")
}
</script>
</head>
```

We are naming our function `disp_alert()`

We want the alert box to say what is in the "" when it pops up

HTML has a special way to specify that you want a button. You must put the `<form>` tags around the `<input>` tag

```
<body>
<form>
<input type="button" onclick="disp_alert()" value="Display alert box">
</form>
</body>
```

We want a button.

That calls our function when you click it

The button says this!

```
</html>
```



NOW YOU HAVE THE  
TOOLS TO INCORPORATE  
JAVASCRIPT INTO YOUR  
OWN WEBPAGE!!!

