



Windows XP

What is Windows XP

- Windows is an *Operating System*
 - An Operating System is the program that controls the **hardware** of your computer, and gives you an interface that allows you and other programs to manage your computer.
- Other Operating Systems:
 - Mac OS
 - Linux
 - Windows 2000
 - Windows 3.1



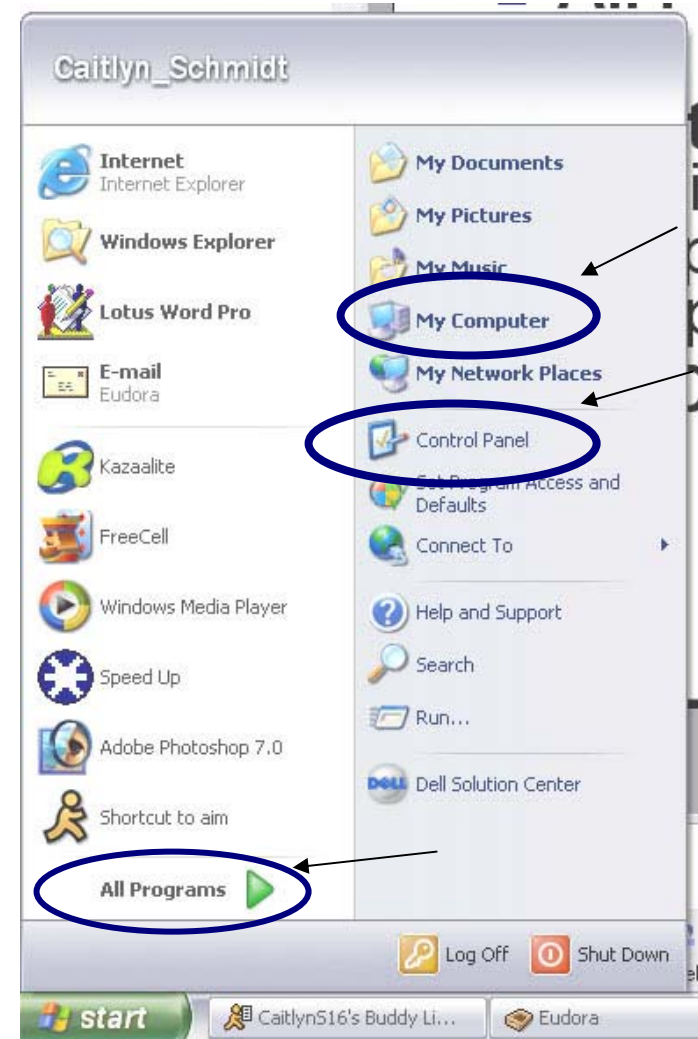
What Mac OS looks like

Logging In

- Press CTRL-ALT-DEL to get a *Login Screen*
- Enter artemis as the user
- And noodle2004 as the password
- Wait for Windows XP to load

The Start Menu

- Anything you need to access in Windows you can get at through the Start Menu.
- **All Programs** will take you to any Programs you wish to run (like AOL, Notepad, Word)
- **Control Panel** will let you change your settings in Windows. Here you can change your printer setup, your mouse settings, what language the computer is in, etc...
- **My Computer** will let you see what stuff is in your computer.



So Where is Your Stuff?

- When you save your files and install programs on your computer, you store everything on your hard drive (we will explain the hardware involved in this later).
- However, imagine your hard drive like your room. If you threw everything on the floor randomly, you would never be able to find anything. The computer gets confused when you do this to your hard drive.




Folders and Files

- To keep your computer organized, your computer uses Folders to organize what is where.
- Folders can contain other folders or files.
- **You** will save your files in `X:/students/Your_Name`. That's the X Drive, in the Student's Folder, and then in the `Your_Name` folder.

File Extensions

- Every file in Windows has a 3 letter extension at the end of it.
- The extension tells you what program in which to open the file.
- File extensions are like last names. They identify the type of file.



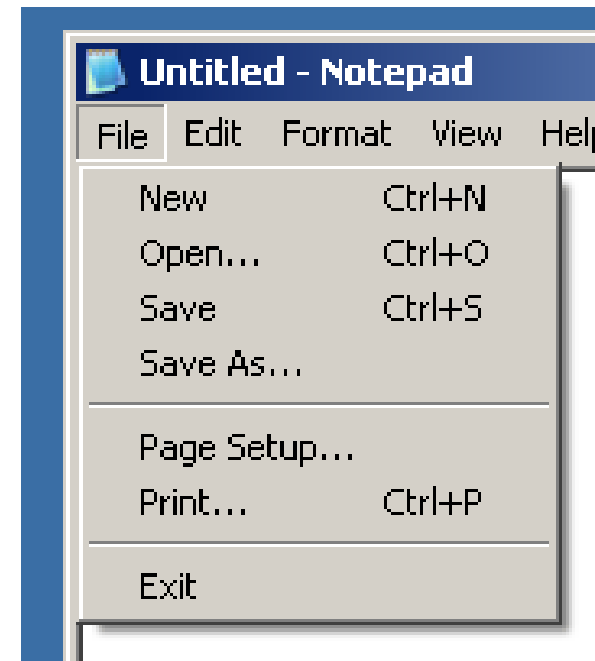
Examples of Extensions

- MP3 music files have the extension **.mp3**
- Word files have the extension **.doc**
- Notepad files use **.txt**
- Images are **.gif** or **.jpg** (more on this later)
- Paint files are **.bmp**
- Executable files are **.exe**
- Logo files are **.lgo**
- C files are **.c** (you'll use this for Robots)
- Hair extensions



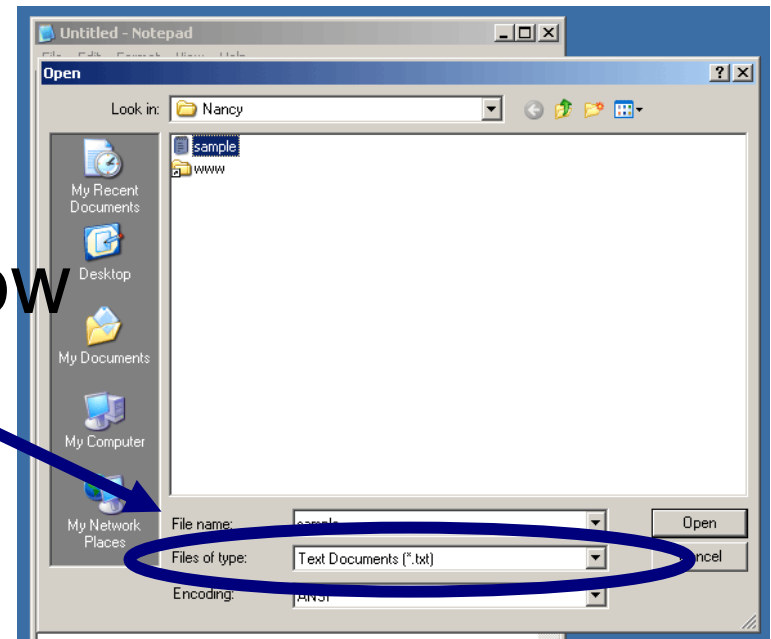
Saving

- Once you have already saved a file, clicking **Save** will save it with the same name.
- **Save As** allows you to save your file as another name by creating another copy of your file. If this is the first time you are saving a file, it will automatically **Save As**.




Load/Open

- In order to open an old file, choose Open from the File menu.
- You can double-click on any file in the window.
- Only files with the **Files of type:** listed will show. (ie. Only text files will show up in this window)
- To see every file, choose All Files.



Using the Internet

- We use Internet Explorer to access the world wide web. You might use AOL or Netscape or another *Internet Browser* at home.
- Single click the  next to the Start button.
- Or double click the Internet Explorer icon on the desktop.



The Web Browser

- This is the hot Artemis homepage.
- Any information about Artemis that you need can be found on this website.



Internet Terminology

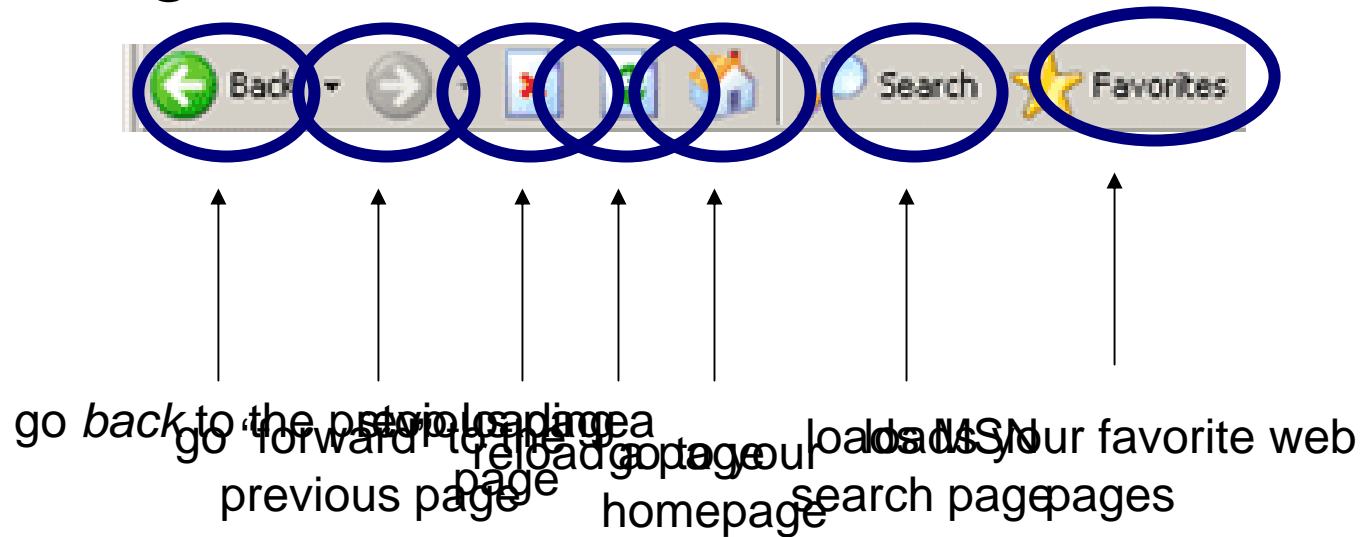
- The URL is the Uniform Resource Locator



- The URL is the *web address*, such as `www.cs.brown.edu/orgs/artemis`

Navigating

- There are lots of buttons to help you navigate the web.





That's it!

- We'll be using Windows XP as our main operating system all summer.
- As the year goes on, you will have a lot of files to keep track of. Start thinking about how you would like to organize it so you don't have all of your files in one folder.