

CSCI-1680

Wireless

Rodrigo Fonseca



Wireless

- **Today: wireless networking truly ubiquitous**
 - 802.11, 3G, (4G), WiMAX, Bluetooth, RFID, ...
 - Sensor networks, Internet of Things
 - Some new computers have no *wired* networking
 - 4B cellphone subscribers vs. 1B computers
- **What's behind the scenes?**



Wireless is different

- **Signals sent by the sender don't always reach the receiver intact**
 - Varies with **space**: *attenuation, multipath*
 - Varies with **time**: *conditions change, interference, mobility*
- ***Distributed*: sender doesn't know what happens at receiver**
- **Wireless medium is inherently *shared***
 - No easy way out with switches



Implications

- **Different mechanisms needed**
- **Physical layer**
 - Different knobs: antennas, transmission power, encodings
- **Link Layer**
 - Distributed medium access protocols
 - Topology awareness
- **Network, Transport Layers**
 - Routing, forwarding
- **Most advances *do not* abstract away the physical and link layers**



Physical Layer

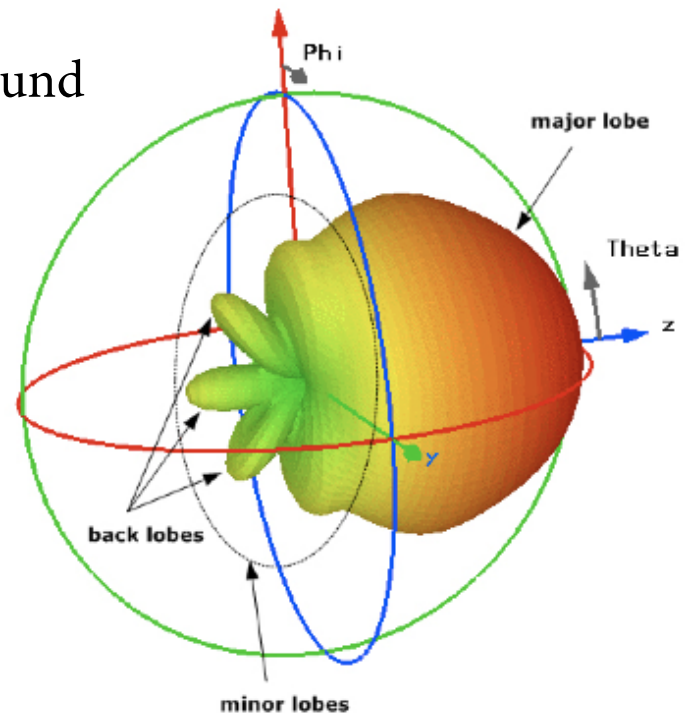
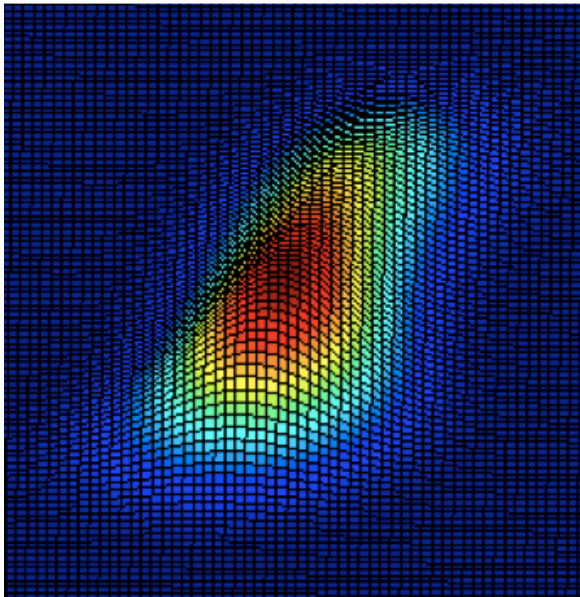
- **Specifies physical medium**
 - Ethernet: Category 5 cable, 8 wires, twisted pair, R45 jack
 - WiFi wireless: 2.4GHz
- **Specifies the signal**
 - 100BASE-TX: NRZI + MLT-3 encoding
 - 802.11b: binary and quadrature phase shift keying (BPSK/QPSK)
- **Specifies the bits**
 - 100BASE-TX: 4B5B encoding
 - 802.11b @ 1-2Mbps: Barker code (1bit -> 11chips)



What can happen to signals?

- **Attenuation**

- Signal power attenuates by $\sim r^2$ factor for omni-directional antennas in free-space
- Exponent depends on type and placement of antennas
 - < 2 for directional antennas
 - > 2 if antennas are close to the ground

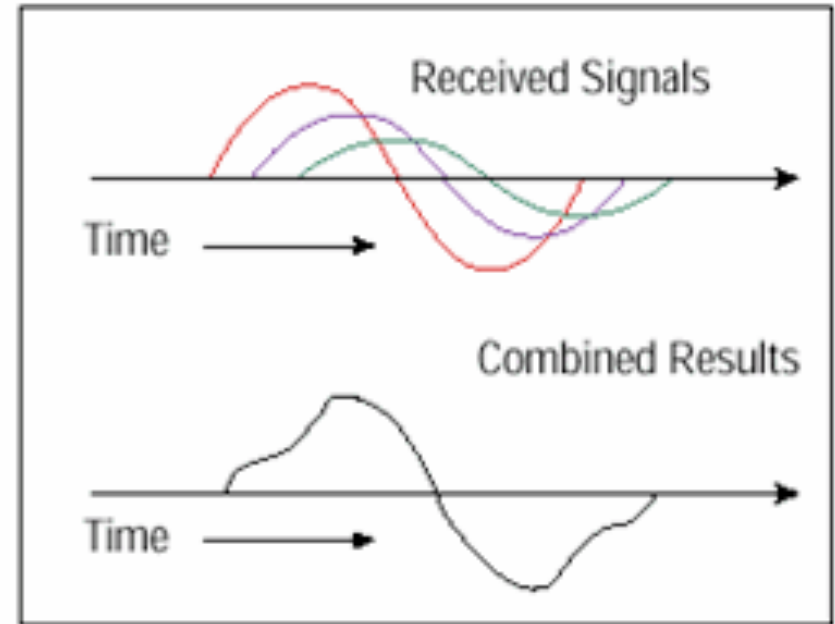
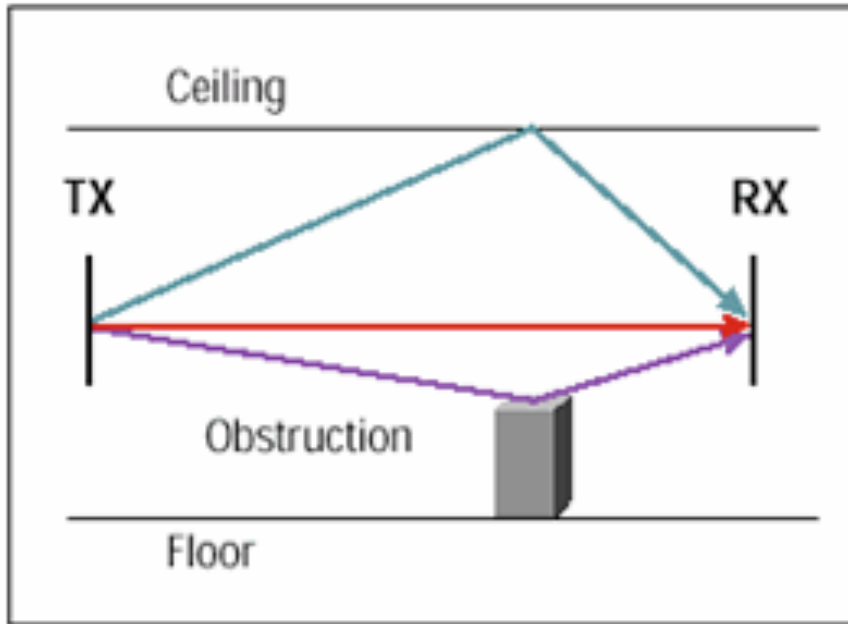


Interference

- **External sources**
 - E.g., 2.4GHz unlicensed ISM band
 - 802.11
 - 802.15.4 (ZigBee), 802.15.1 (Bluetooth)
 - 2.4GHz phones
 - Microwave ovens
- **Internal sources**
 - Nodes in the same network/protocol can (and do) interfere
- **Multipath**
 - Self-interference (destructive)



Multipath



- May cause attenuation, destructive interference



Signal (+ Interference) to Noise Ratio

- **Remember Shannon?** C – Capacity
- **Shannon-Hartley** B – maximum frequency of signal
M – number of discrete “levels” per symbol

$$C = 2B \log_2(M) \text{ bits/sec } (1)$$

- **But noise ruins your party**

$$C = B \log_2(1 + S/N) \text{ bits/sec } (2)$$

$$(1) \leq (2) \Rightarrow M \leq \sqrt{1 + S/N}$$

- **Noise limits your ability to distinguish levels**
 - For a fixed modulation, increases Bit Error Rate (BER)
- **Could make signal stronger**
 - Uses more energy
 - Increases interference to other nodes



Wireless Modulation/Encoding

- **More complex than wired**
- **Modulation, Encoding, Frequency**
 - Frequency: number of symbols per second
 - Modulation: number of chips per symbol
 - E.g., different phase, frequency, amplitude
 - Encoding: number of chips per bit (to counter errors)
- **Example**
 - 802.11b, 1Msps: 11Mcps, DBPSK, Barker Code
 - 1 chip per symbol, 11 chips/bit
 - 802.11b, 2Msps: 22Mcps, DQPSK, Barker Code
 - 2 chips per symbol, 11 chips/bit

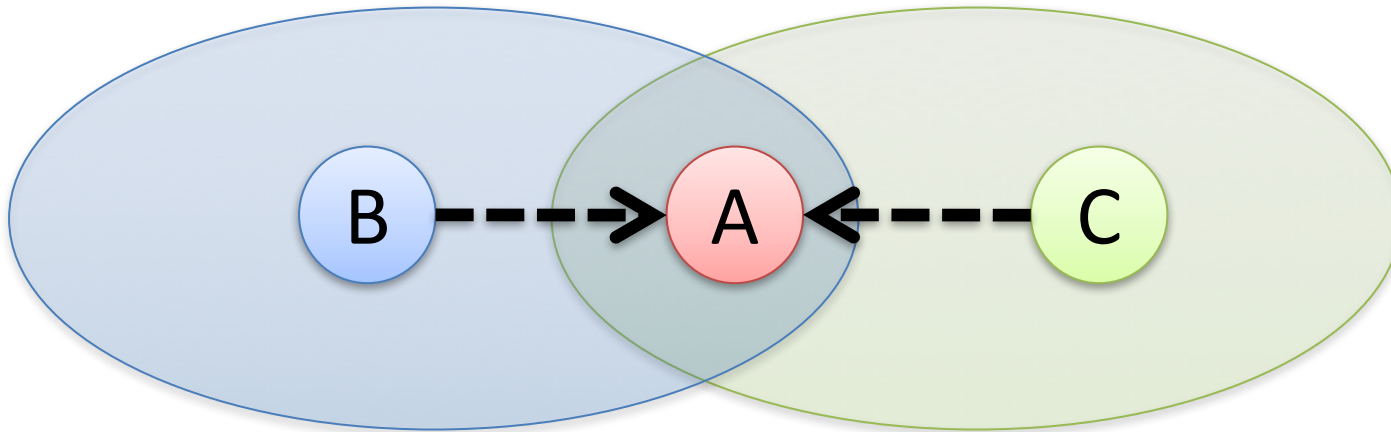


Link Layer

- **Medium Access Control**
 - Should give 100% if one user
 - Should be efficient and fair if more users
- **Ethernet uses CSMA/CD**
 - Can we use CD here?
- **No! Collision happens at the receiver**
- **Protocols try to *avoid* collision in the first place**



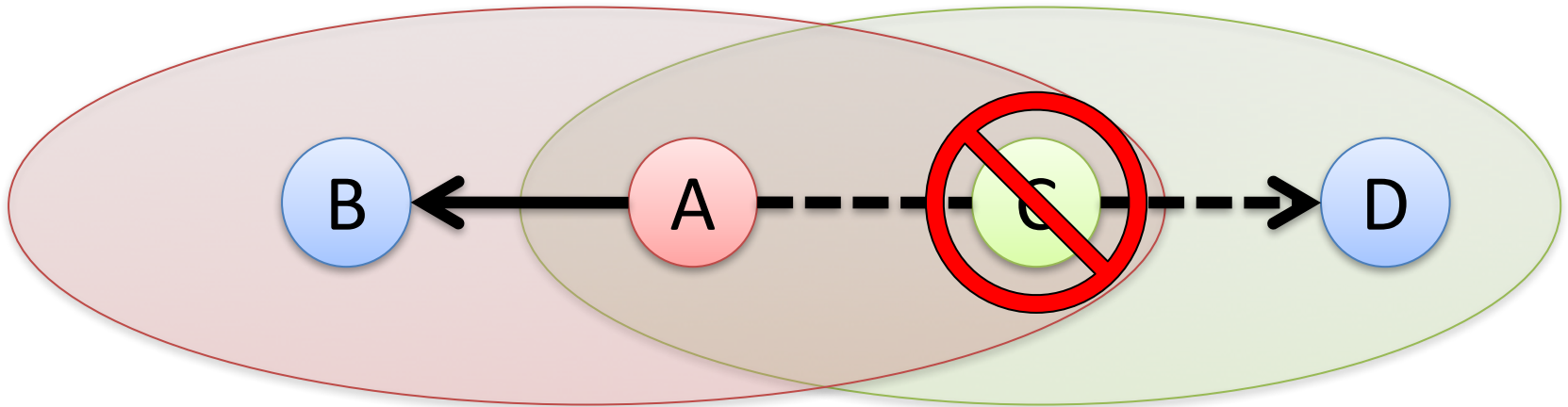
Hidden Terminals



- A can hear B and C
- B and C can't hear each other
- They both interfere at A
- B is a *hidden terminal* to C, and vice-versa
- **Carrier sense at sender is useless**



Exposed Terminals



- A transmits to B
- C hears the transmission, backs off, even though D would hear C
- C is an *exposed* terminal to A's transmission
- Why is it still useful for C to do CS?



Key points

- **No global view of collision**
 - Different receivers hear different senders
 - Different senders reach different receivers
- **Collisions happen at the *receiver***
- **Goals of a MAC protocol**
 - Detect if receiver can hear sender
 - Tell senders who might interfere with receiver to shut up



Simple MAC: CSMA/CA

- **Maintain a waiting counter c**
- **For each time channel is free, $c--$**
- **Transmit when $c = 0$**
- **When a collision is inferred, retransmit with exponential backoff**
 - Use **lack of ACK** from receiver to infer collision
 - Collisions are expensive: only full packet transmissions
- **How would we get ACKs if we didn't do carrier sense?**

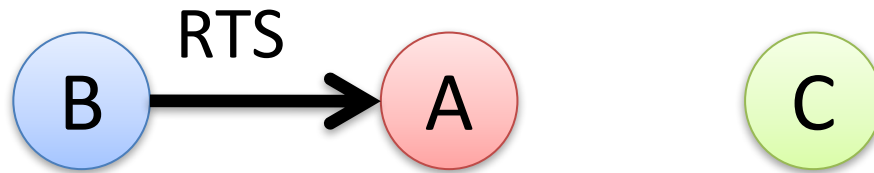


RTS/CTS

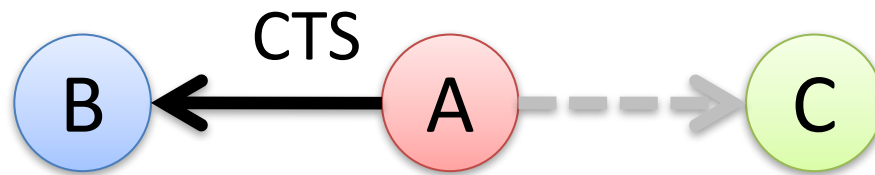
- **Idea: transmitter can check availability of channel at receiver**
- **Before every transmission**
 - Sender sends an RTS (Request-to-Send)
 - Contains length of data (in *time* units)
 - Receiver sends a CTS (Clear-to-Send)
 - Sender sends data
 - Receiver sends ACK after transmission
- **If you don't hear a CTS, assume collision**
- **If you hear a CTS for someone else, shut up**



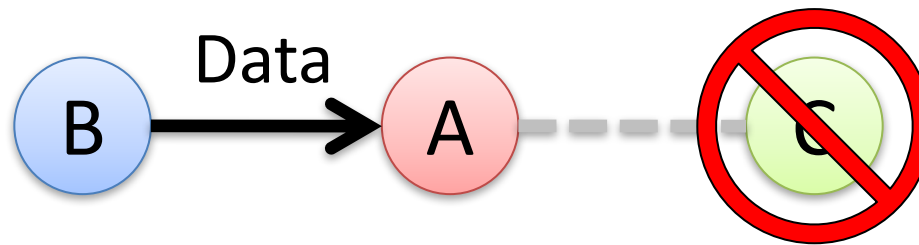
RTS/CTS



RTS/CTS



RTS/CTS



Benefits of RTS/CTS

- **Solves hidden terminal problem**
- **Does it?**
 - Control frames can still collide
 - E.g., can cause CTS to be lost
 - In practice: reduces hidden terminal problem on data packets



Drawbacks of RTS/CTS

- **Overhead is too large for small packets**
 - 3 packets per packet: RTS/CTS/Data (4-22% for 802.11b)
- **RTS still goes through CSMA: can be lost**
- **CTS loss causes lengthy retries**
- **33% of IP packets are TCP ACKs**
- **In practice, WiFi doesn't use RTS/CTS**

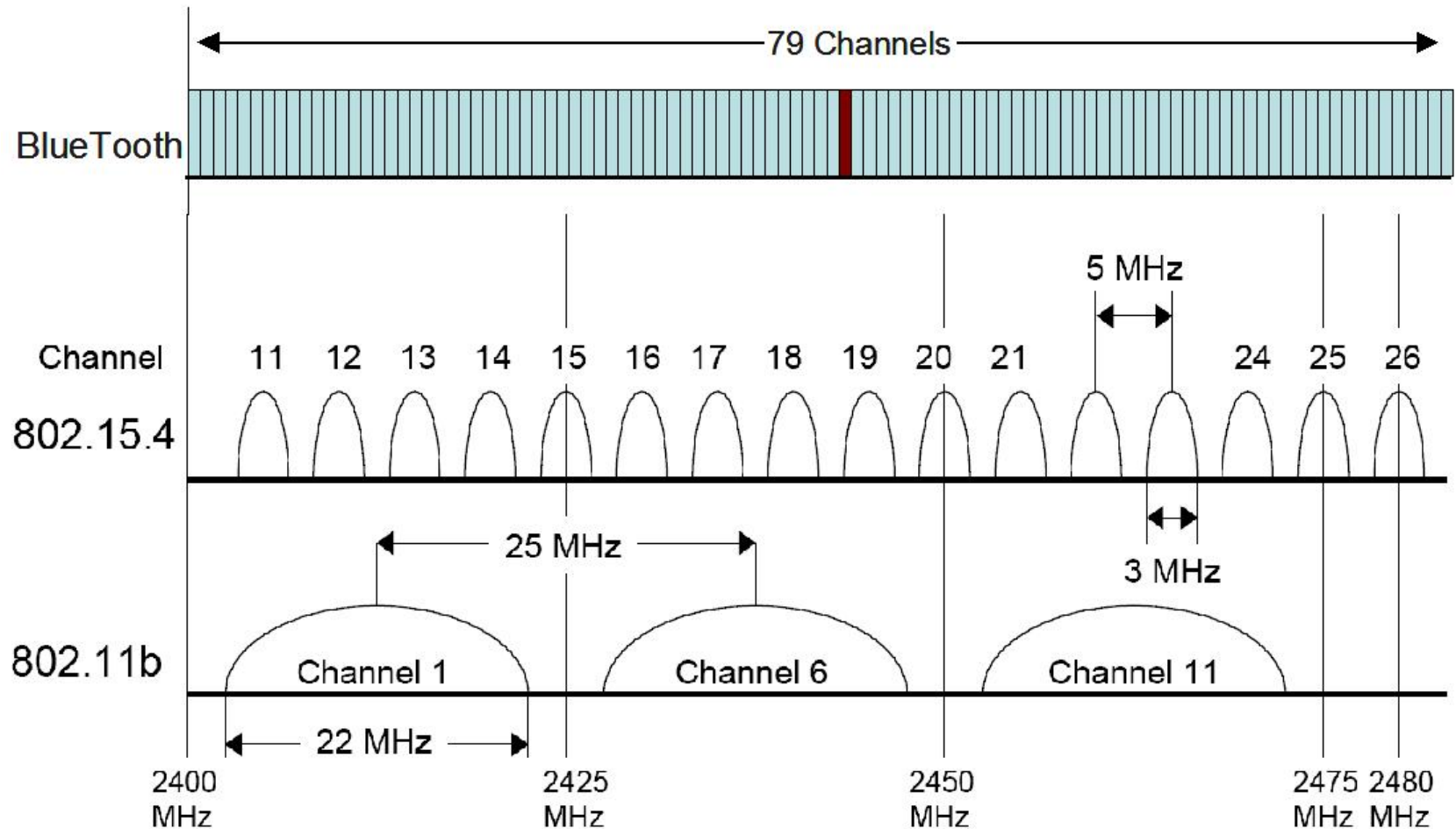


Other MAC Strategies

- **Time Division Multiplexing (TDMA)**
 - Central controller allocates a time slot for each sender
 - May be inefficient when not everyone sending
- **Frequency Division**
 - Multiplexing two networks on same space
 - Nodes with two radios (think graph coloring)
 - Different frequency for upload and download



ISM Band Channels



Network Layer

- **What about the network topology?**
- **Almost everything you use is *single hop*!**
 - 802.11 in infrastructure mode
 - Bluetooth
 - Cellular networks
 - WiMax (Some 4G networks)
- **Why?**
 - Really hard to make multihop wireless efficient



WiFi Distribution System

- **802.11 typically works in *infrastructure mode***
 - Access points – fixed nodes on wired network
- **Distribution system connects Aps**
 - Typically connect to the same Ethernet, use learning bridge to route to nodes' MAC addresses
- **Association**
 - Node negotiates with AP to get access
 - Security negotiated as well (WEP, WPA, etc)
 - Passive or active



Wireless Multi-Hop Networks

- **Some networks are multihop, though!**
 - Ad-hoc networks for emergency areas
 - Vehicular Networks
 - Sensor Networks
 - E.g., infrastructure monitoring
 - Multihop networking to share Internet access
 - E.g. Meraki

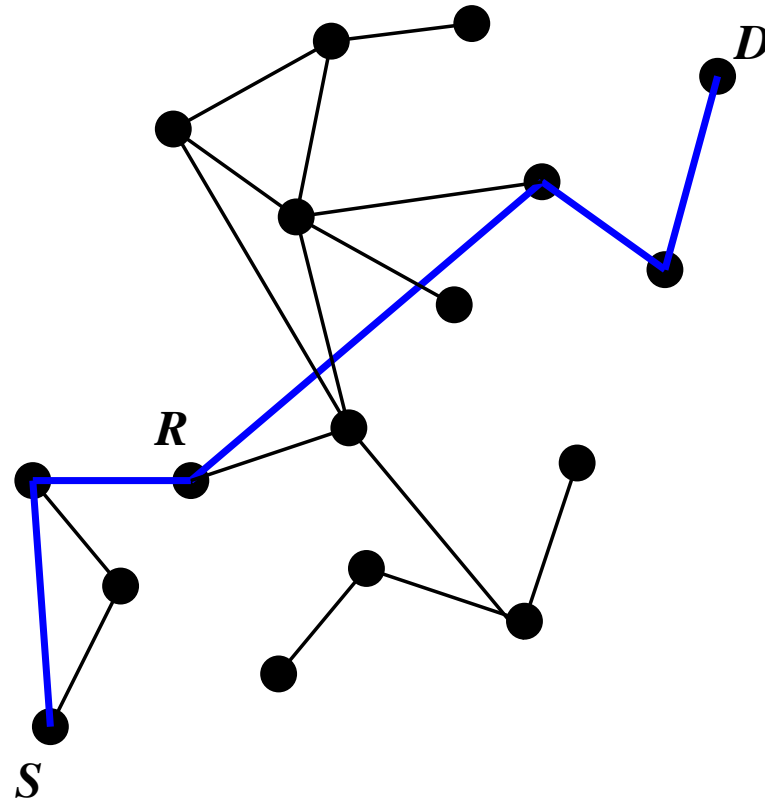


Many Challenges

- **Routing**
 - Link estimation
- **Multihop throughput dropoff**



The Routing Problem



- Find a route from S to D
- Topology can be very dynamic



Routing

- **Routing in ad-hoc networks has had a lot of research**
 - General problem: any-to-any routing
 - Simplified versions: any-to-one (base station), one-to-any (dissemination)
- **DV too brittle: inconsistencies can cause loops**
- **DSDV**
 - Destination Sequenced Distance Vector



DSDV

- **Charles Perkins (1994)**
- **Avoid loops by using sequence numbers**
 - Each destination increments own sequence number
 - Only use EVEN numbers
 - A node selects a new parent if
 - Newer sequence number or
 - Same sequence number and *better* route
 - If disconnected, a node increments destination sequence number to next ODD number!
 - No loops (only transient loops)
 - Slow: on some changes, need to wait for root



Many Others

- **DSR, AODV: on-demand**
- **Geographic routing: use nodes' physical location and do greedy routing**
- **Virtual coordinates: derive coordinates from topology, use greedy routing**
- **Tree-based routing with on-demand shortcuts**
- **...**



Routing Metrics

- **How to choose between routes?**
- **Hopcount is a poor metric!**
 - Paths with few hops may use long, marginal links
 - Must find a balance
- **All links do *local retransmissions***
- **Idea: use expected transmissions over a link as its cost!**
 - $ETX = 1/(PRR)$ (Packet Reception Rate)
 - Variation: ETT, takes data rate into account



Multihop Throughput

- **Only every third node can transmit!**
 - Assuming a node can talk to its immediate neighbors
 - (1) Nodes can't send and receive at the same time
 - (2) Third hop transmission prevents second hop from receiving
 - (3) Worse if you are doing link-local ACKs
- **In TCP, problem is worse as data and ACK packets contend for the channel!**
- **Not to mention multiple crossing flows!**



**Sometimes you can't (or shouldn't) hide
that you are on wireless!**

- **Three examples of relaxing the layering abstraction**



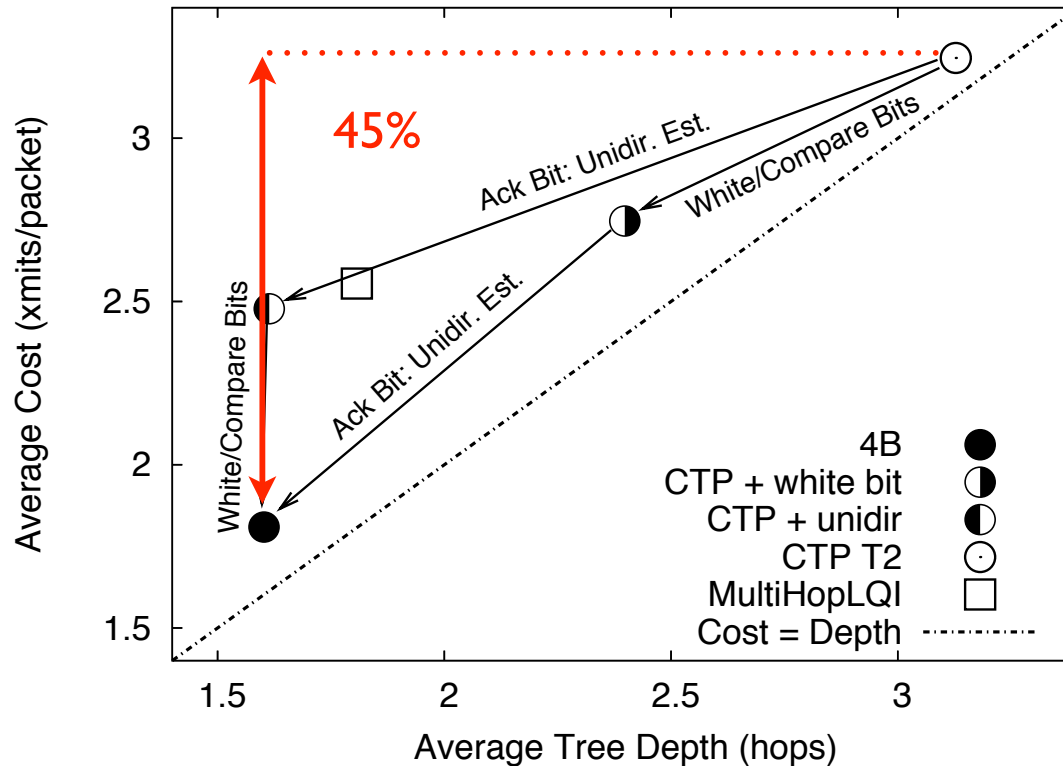
Examples of Breaking Abstractions

- **TCP over wireless**
 - Packet losses have a strong impact on TCP performance
 - Snoop TCP: hide retransmissions from TCP end-points
 - Distinguish congestion from wireless losses



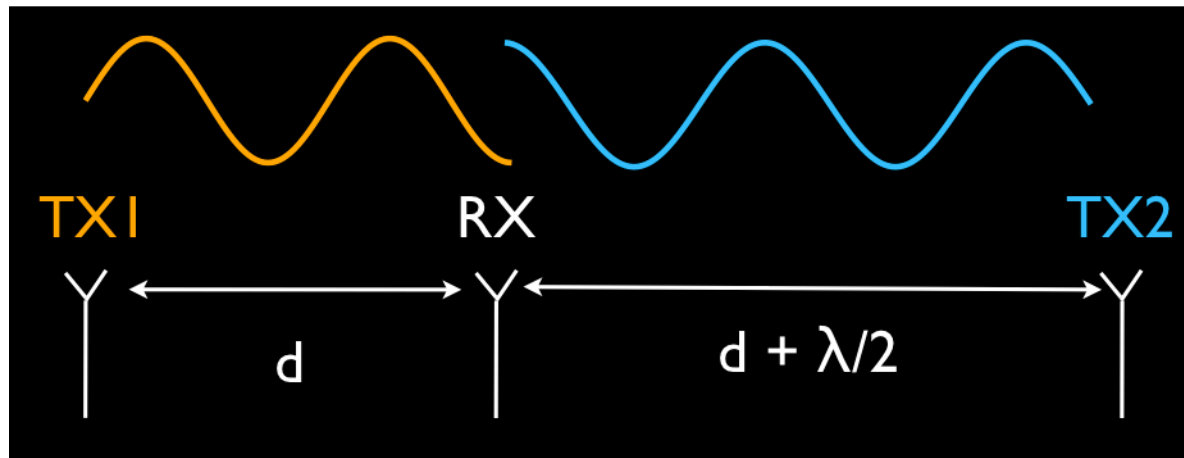
4B Link Estimator

- Uses information from Physical, Routing, and Forwarding layers to help estimate link quality



Stanford's Full Duplex Wireless

- **Status quo: nodes can't transmit and receive at the same time**
 - Why? TX energy much stronger than RX energy
- **Key insight:**



- **With other tricks, 92% of optimal bandwidth**



Summary

- **Wireless presents many challenges**
 - Across all layers
 - Encoding/Modulation (we're doing pretty well here)
 - Distributed multiple access problem
 - Multihop
- **Most current protocols sufficient, given over provisioning (*good enough syndrome*)**
- **Other challenges**
 - Smooth handoff between technologies (3G, Wifi, 4G...)
 - Low-cost, long range wireless for developing regions
 - Energy usage

